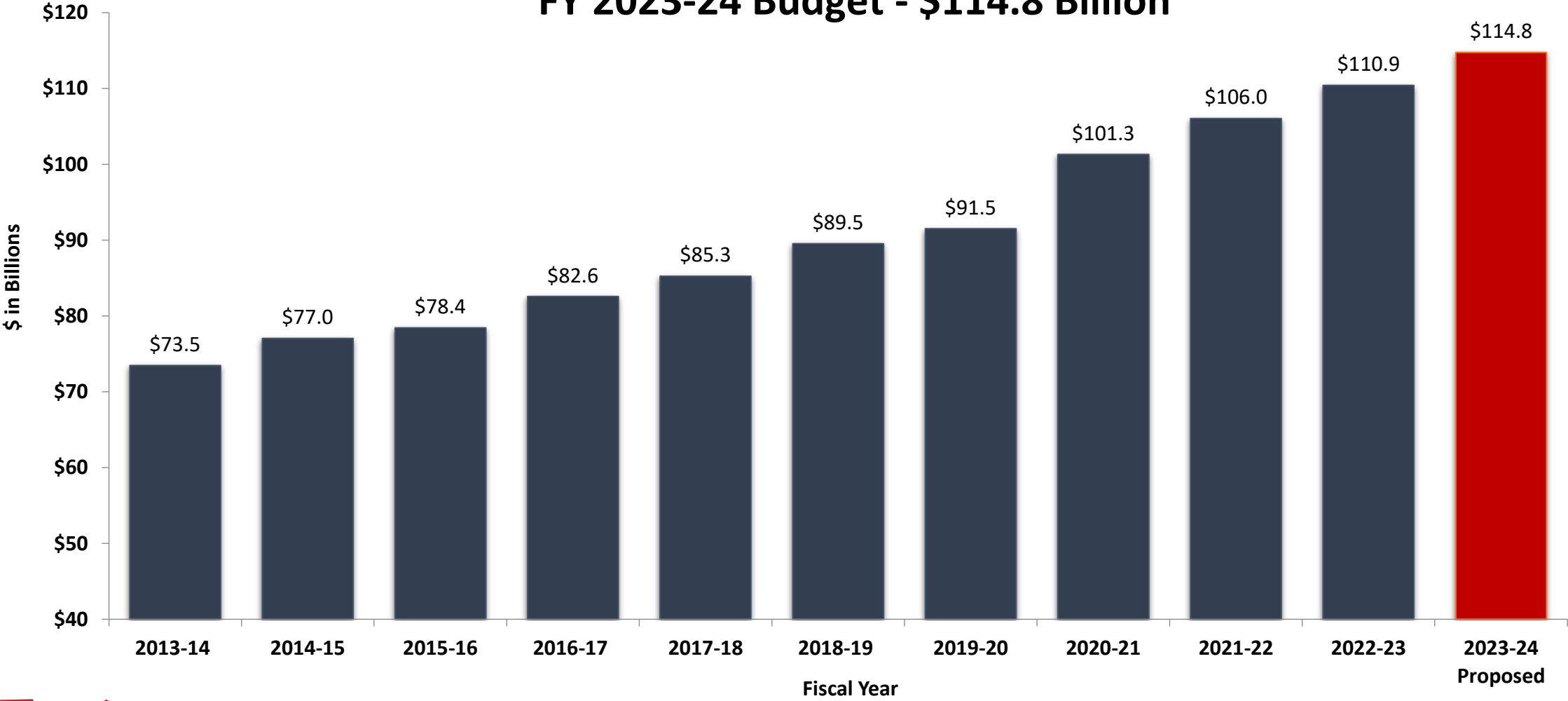


FRAMEWORK FOR FREEDOM

A handwritten signature in white ink, consisting of the letters 'R' and 'O' in a cursive style, positioned between two horizontal red lines.

FISCAL YEAR 2023-2024

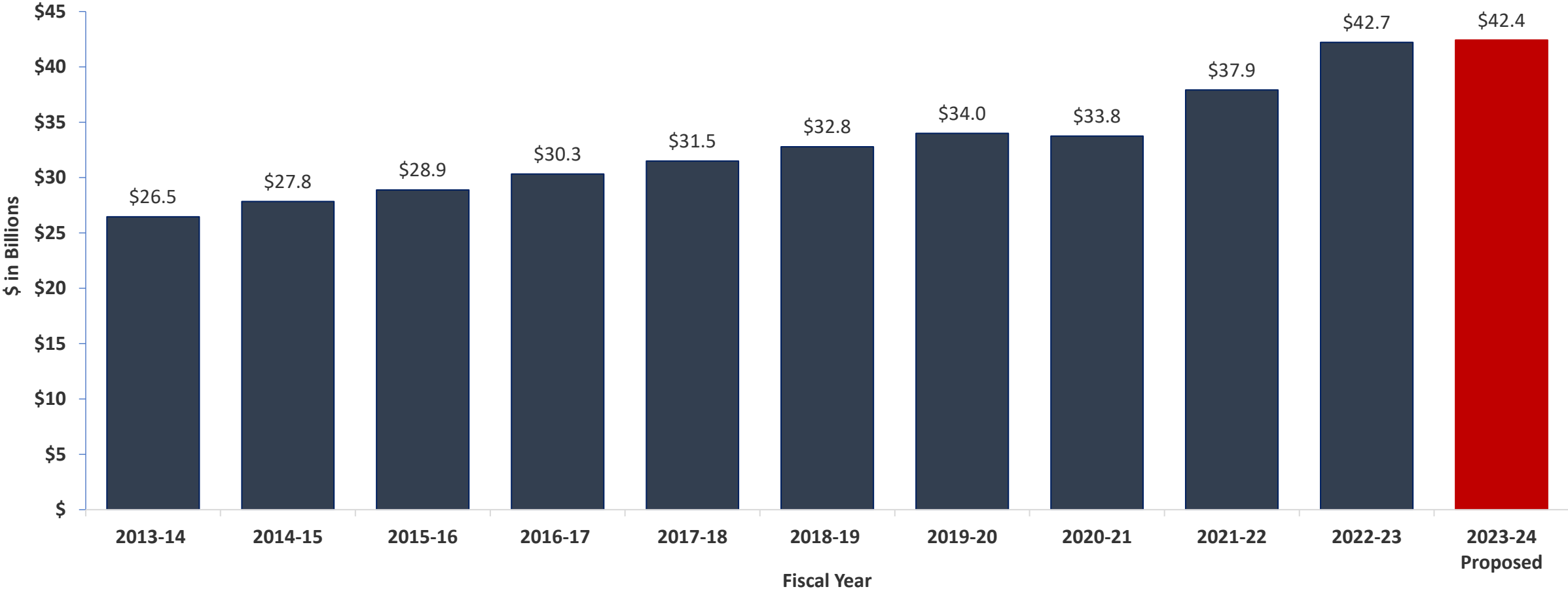
FY 2023-24 Budget - \$114.8 Billion



GOVERNOR RON DESANTIS
FISCAL YEAR 2023-2024 BUDGET

FRAMEWORK FOR FREEDOM

FY 2023-24 Budget - \$42.4 Billion General Revenue

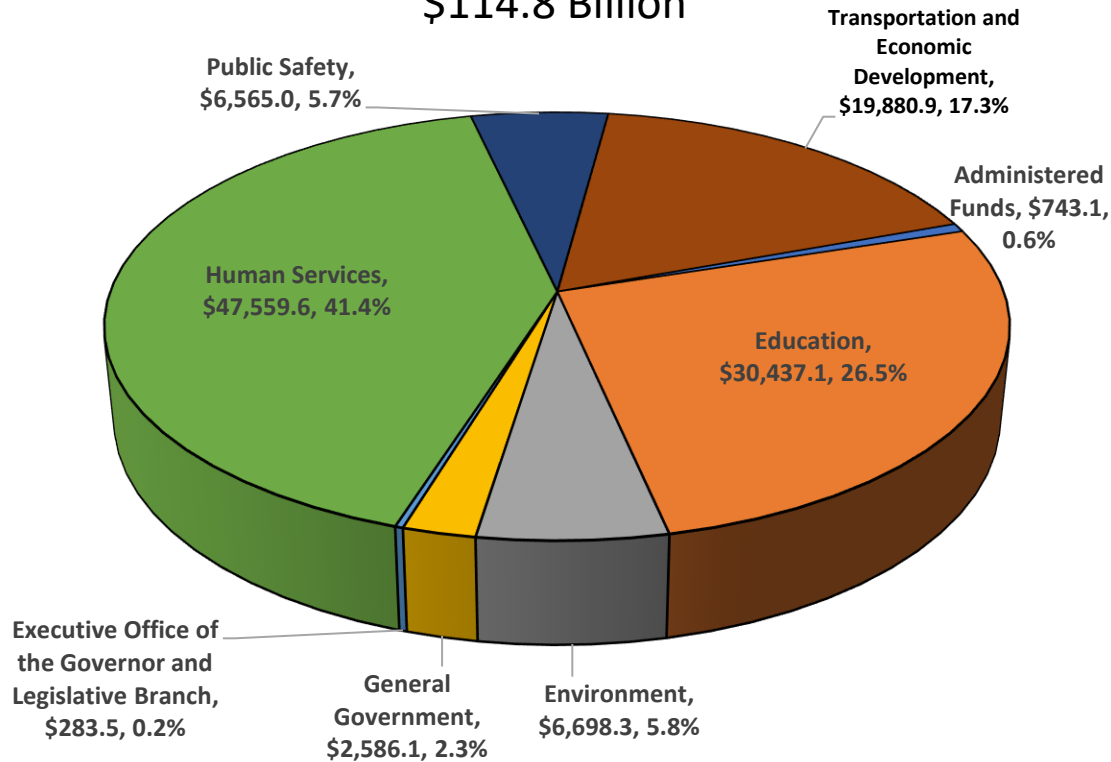


GOVERNOR RON DESANTIS
FISCAL YEAR 2023-2024 BUDGET

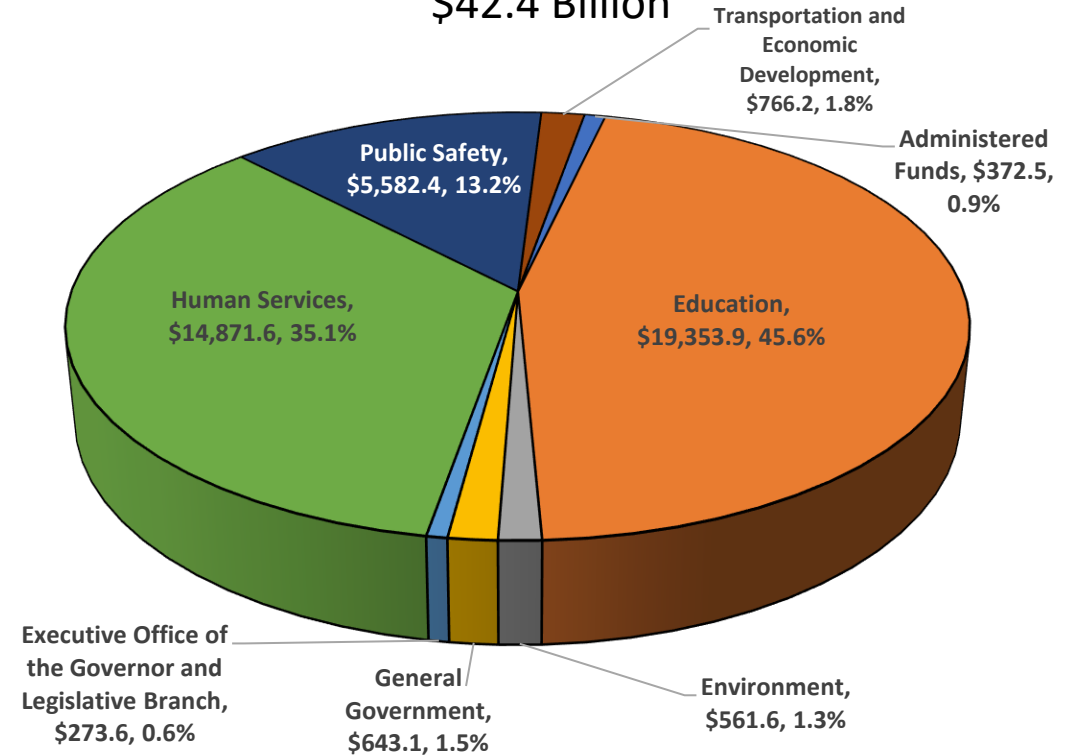
FRAMEWORK FOR FREEDOM

Framework for Freedom Budget

Total Budget
\$114.8 Billion



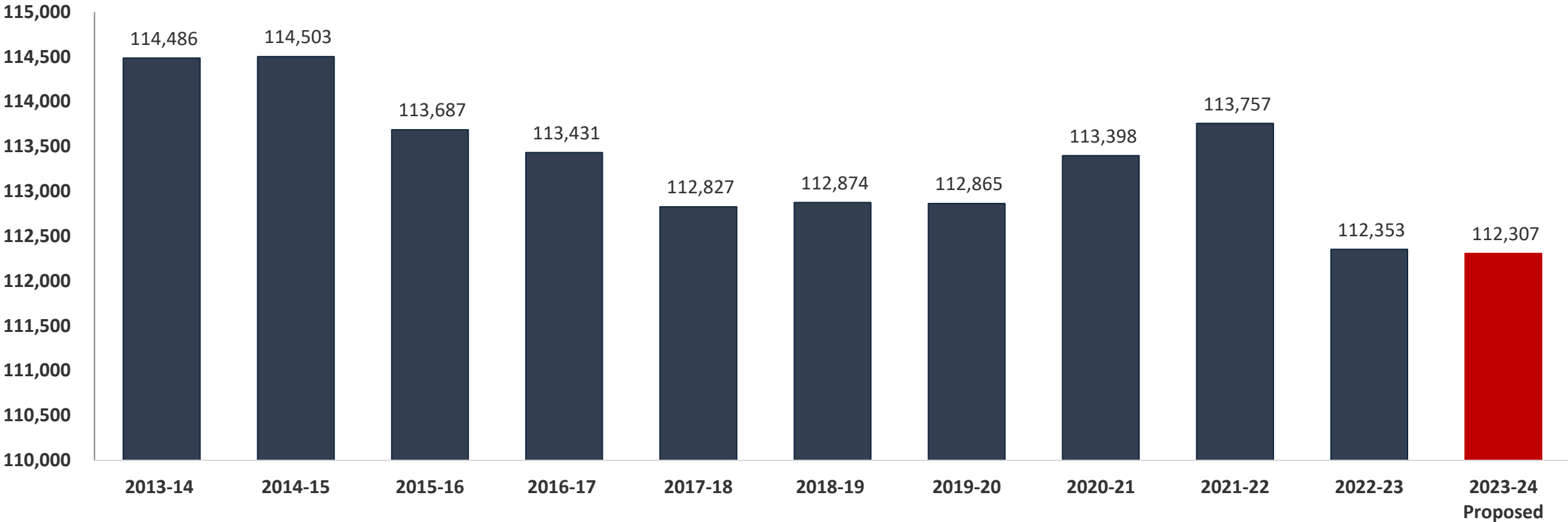
Total General Revenue
\$42.4 Billion



- Health and Human Services represents the largest portion of the total budget
- Education represents the largest portion of the General Revenue budget



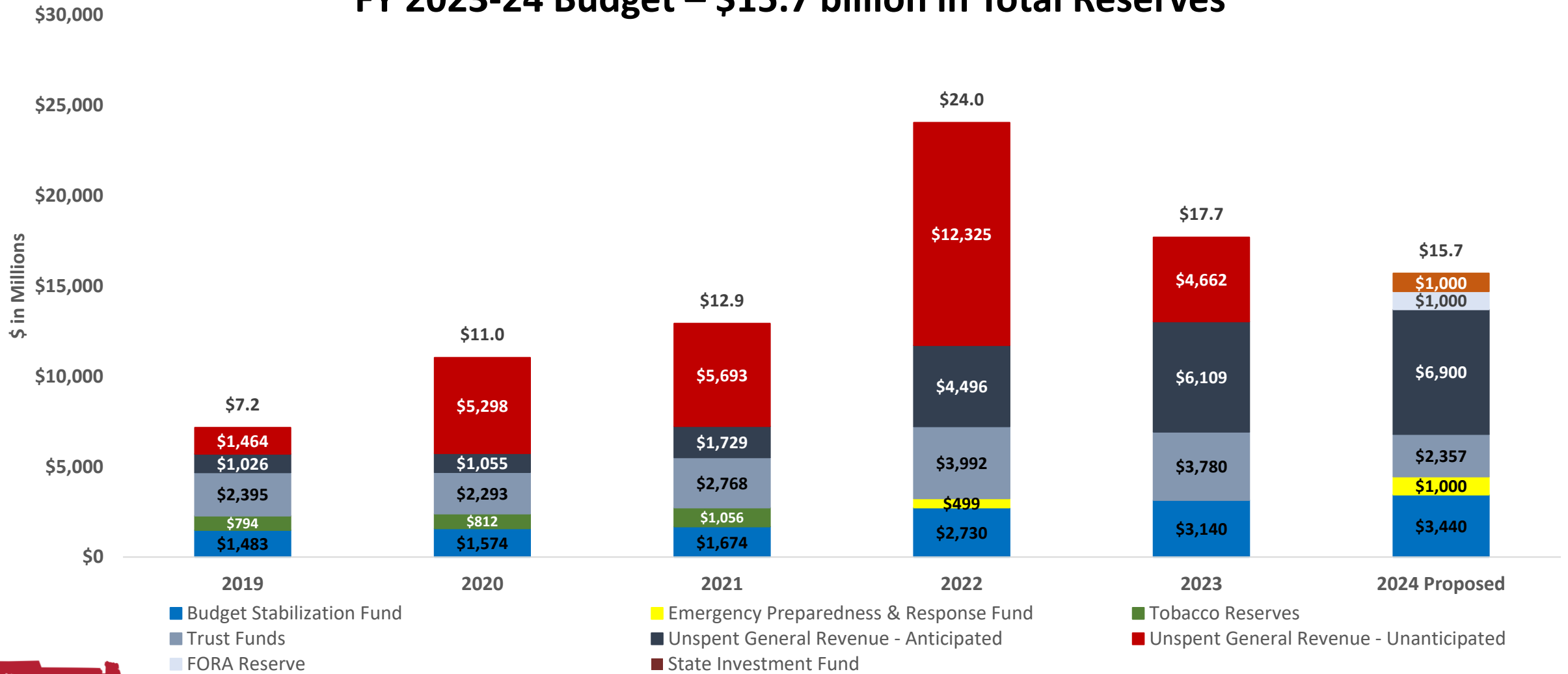
FY 2023-24 Budget – Number of State Employees



The Framework for Freedom Budget recommends a net decrease of 46 FTE based on a realignment of priorities across state agencies, reducing excess vacant positions to accommodate new positions for critical programs and services.



FY 2023-24 Budget – \$15.7 billion in Total Reserves



**GOVERNOR RON DESANTIS
FISCAL YEAR 2023-2024 BUDGET**

FRAMEWORK FOR FREEDOM

State Investment Fund and Debt Reduction Program

- \$1 billion from General Revenue dedicated to a new State Investment Fund
 - Fund is last resort for reserves, behind BSF
 - First \$100 million of General Revenue investment earnings annually transferred to Fund beginning in FY 2024-25
 - First 3% of investment earnings are retained in the Fund
 - Earnings in excess of 3% and up to 5.5% available to the Division of Bond Finance for the Debt Reduction Program
 - Earnings in excess of 5.5% will be available to be returned to the General Revenue Fund
- \$400 million provided for the new Debt Reduction Program
 - Administered by the Division of Bond Finance for the purpose of retiring outstanding state debt prior to its maturity and generating savings by avoiding interest costs

FY 2022-23 Debt Defeasances	Amount	Savings Realized
PECO Taxable Bonds <i>Maturing in 2024 and 2025</i>	\$263 million	\$15.2 million
State Revolving Loan Fund Taxable Bonds <i>Maturing 2024-2030</i>	\$137 million	\$16.1 million
Total	\$400 million	\$31.3 million



Framework for Freedom General Revenue Outlook

Fiscal Year 2023-2024	General Revenue Outlook
Beginning Cash Balance (from 22-23)	\$12,146.9
FY 22-23 Revenue Adjustments – Revenue Collection Overages Through Jan. + Medicaid/Kidcare Reversion	\$3,834.7
FY 22-23 Expenditure Adjustments – Including Moving FL Forward	\$(5,211.4)
FY 23-24 General Revenue	\$42,648.9
<hr/>	
Total Revenue Available	\$53,419.1
FY 23-24 Measures Affecting Revenue – Tax Package, Conforming Bill Redirects, etc.	\$(1,263.7)
FY 23-24 Trust Fund Sweeps	\$38.0
FY 23-24 Transfers – Debt Defeasance Program and State Emp. Health Insurance	\$(569.0)
FY 23-24 Transfer to State Reserves – BSF, Emergency Prep. + Response Fund, State Investment Fund	\$(2,300.0)
FY 23-24 Framework for Freedom Budget	\$(42,424.7)
<hr/>	
June 30, 2024 General Revenue Ending Balance	\$6,899.7



Framework for Freedom

Declared Emergencies – General Revenue and Emergency Preparedness and Response Fund

Event	Total Expended	Total Reimbursement Received	Total Remaining Reimbursement Expected
Prior Events**	\$1.1 Billion	\$505.1 Million	\$404.7 Million
COVID-19	\$1.8 Billion	\$554.4 Million	\$812.5 Million
Hurricane Ian*	\$1.8 Billion	\$420.5 Million	\$1.1 Billion
Hurricane Nicole*	\$147.8 Million	N/A	\$110.8 Million
Total	\$4.8 Billion	\$1.5 Billion	\$2.4 Billion

- Proposed changes to the Emergency Preparedness and Response Fund
- Up to \$1 billion annual transfer to ensure Fund is adequately prepared for declared emergencies

*Total Projected Expenditures Reported as of January 30, 2023

**Storms Irma, Michael, Dorian, Sally, Elsa, and Ida, and Surfside

\$2 Billion in Historic Tax Relief for Floridians *In Year One of Governor DeSantis' Second Term*

Measure	Amount
Toll Relief Program – Enacted January 1, 2023	\$500 million
<i>Permanent Tax Cuts:</i>	\$324.5 million
Baby and Toddler Necessities	\$138.7 million
Cribs and Strollers	\$3.9 million
Gas Stoves	\$6.9 million
Over the Counter Pet Medications	\$33.6 million
Savings for Businesses who E-File	\$141.4 million



\$2 Billion in Historic Tax Relief for Floridians

Measure	Amount
<i>Temporary Tax Cuts:</i>	\$1.2 billion
1-Year Sales Tax Holiday on Cosmetic Products and Toiletries	\$72 million
1-Year Sales Tax Holiday on Dental and Oral Hygiene Products	\$45.3 million
1-Year Sales Tax Holiday on Children's Books	\$17.3 million
1-Year Sales Tax Holiday on Children's Toys	\$132.7 million
1-Year Sales Tax Holiday on Children's Athletic Equipment	\$42.5 million
1-Year Sales Tax Holiday on Household Items Under \$25	\$138 million



\$2 Billion in Historic Tax Relief for Floridians

Measure	Amount
2 Back to School Sales Tax Holidays	\$210.2 million
15-Week Summer Freedom Sales Tax Holiday	\$224.4 million
1-Year Sales Tax Holiday on Pet Food	\$170.2 million
7-Day Skilled Worker Tool Sales Tax Holiday	\$13 million
14-Day Disaster Preparedness Sales Tax Holiday	\$27.1 million
1-Year Sales Tax Holiday on ENERGY STAR Appliances	\$82.4 million
2-Year Extension on the Exemption for Natural Gas Fuel Tax	\$1.2 million



FY 2023-24 Budget – Pay Increases for State Employees

Measure	Amount
State Employee Pay Increase – 5% increase	\$367.2 million
Position Specific Recruitment and Retention	\$91.6 million
Department of Corrections – \$23 per hour for Correctional Officers, Compression, and Retention Plan	\$116.7 million
Law Enforcement – \$55,000 Minimum Pay, additional 4% for Special Agents, additional increase based on years of service	\$76.5 million
Other State Agency Pay Adjustments	\$42.5 million
Total Pay Package	\$694.5 million



FY 2023-24 Budget – Pay Package Methodology

- **Step 1:** Calculated a 5% pay increase for filled and vacant employees in the State Personnel System, effective July 1, 2023.
- **Step 2:** After the 5% pay increase was applied, calculated an average 10% pay increase for “hard-to-fill” positions in the areas of Accounting, Budget, Finance, Auditing, Legal, Information Technology, Laboratory Technology and Nursing, effective October 1, 2023.
- **Step 3:** After the 5% pay increase was applied, calculated pay increases for the Department of Corrections, effective July 1, 2023, increasing to \$23/Hour, funding Retention Plan based on years of service, increase for Vocational Teachers, and a CAD.
- **Step 4:** After the 5% pay increase was applied, calculated Law Enforcement Officers pay increases, effective July 1, 2023, increasing to \$55,000 minimum salary, percentage increase based on salary range, and increase for years of service. A 4% increase was applied after the above pay increases for FDLE Special Agents and LEO, effective July 1, 2023.



FY 2023-24 Budget – Pay Package Methodology

- **Step 5:** Calculated Other State Agency pay increases off the adjusted base established in Step 1, for an effective date of July 1, 2023.
 - 3% pay increase for State Attorneys and Step Plan increase for Assistant State Attorneys
 - DCF Child Protective Investigators and Economic Self-Sufficiency positions
 - DBPR Regulatory Specialist recruitment and retention
 - Increase the minimum base rate to \$172,000 for Administrative Law Judges, Judges of Compensation Claims and the Director of Administration

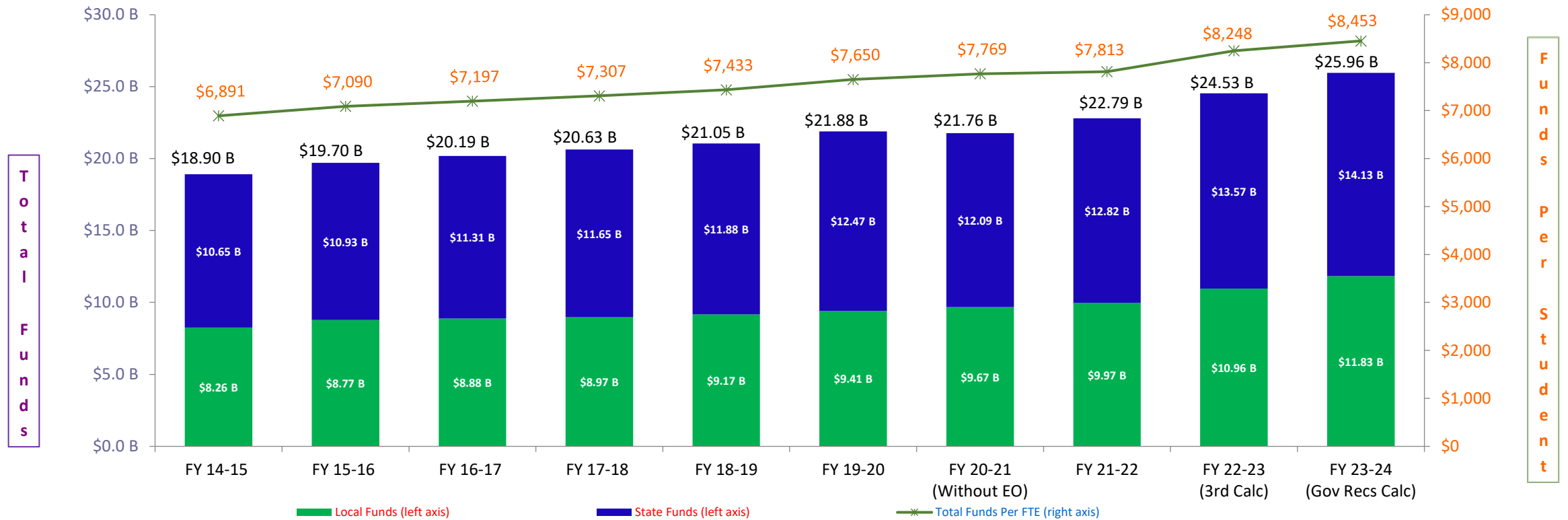


FY 2023-24 Budget – Pay Increases for State Law Enforcement

Measure	Amount
State Employee Pay Increase – 5% increase	\$78.9 million
Minimum Pay – 10% increase to \$55,000 and pay range increases	\$32.3 million
Additional Increase Based on Years of Service	\$42.3 million
Additional Increase for Special Agents – 4% increase	\$1.9 million
Correctional Officers – Increase to \$23/Hour, Retention Plan, CAD	\$115.6 million
Total Law Enforcement Pay Package	\$271 million



Historic Total, State, & Per Student K-12 Public School Funding



GOVERNOR RON DESANTIS
FISCAL YEAR 2023-2024 BUDGET

FRAMEWORK FOR FREEDOM

Framework for Education

Florida Education Finance Program (FEFP)	Amount
K-12 Public Schools – Total Funding	\$26 billion
K-12 Public Schools – State Funding Increase	\$575.9 million
K-12 Public Schools – Local Funding Increase	\$865.8 million
K-12 Public Schools – Per-Student Funding Increase	\$8,248 to \$8,453
FEFP – Teacher Salary Allocation Increase	\$200 million to \$1 billion
FEFP – Base Student Allocation Increase	\$121 Increase \$4,588 to \$4,709
FEFP – Mental Health Allocation Increase	\$20 million to \$160 million
FEFP – Safe Schools Allocation Increase	\$40 million to \$250 million



Framework for Education

Major Issues Funded	Amount
Safe School Initiatives Includes funding provided in the FEFP	\$487.3 million
Civic Engagement	
Florida Debate Initiative	\$1 million
Regional Civics Literacy Captains and Coaches	\$3.5 million
Promoting Computer Science	\$10 million
Heroes in the Classroom Bonus Initiative	\$10 million
Dual Enrollment Teacher Scholarship	\$3.5 million
Teacher Apprenticeship Program and Mentor Bonuses	\$9 million



Framework for Education

Major Issues Funded	Amount
Pathways to Career Opportunities Grant	\$20 million
Student Success Incentive Funds - Colleges	\$30 million Total
Work Florida Student Success	\$10 million
2 + 2 Student Success	\$20 million
Performance Funding:	
K-12 Workforce Programs	\$6.5 million
College Workforce Programs	\$20 million
State Universities	\$560 million
University Teacher Recruitment and Retention	\$100 million



Framework for Education

Education Capital Outlay	Amount
Education Infrastructure – Total	\$828.1 million
School Safety Grants for K-12 Schools	\$42 million
Charter School Maintenance	\$220 million
Florida College System Maintenance	\$137 million
State University System Maintenance	\$137 million
University Lab School Maintenance	\$8.6 million
Florida School for the Deaf and the Blind Maintenance	\$4.5 million
Higher Education Construction	\$174 million Total
Florida College System	\$93 million
State University System	\$81 million
Special Facility Construction	\$105 million



Framework for Environment

Governor DeSantis' new goal of a **\$3.5 billion** investment in Everglades Restoration and protection of water resources over the next four years is **\$1 billion** more than the goal of the previous four years.

Budget Includes More Than \$875 Million for the Protection of Florida's Water Resources

Major Issues Funded	Amount
Everglades Restoration	\$615 million
Targeted Water Quality Improvements	\$370 million
<i>Indian River Lagoon Protection Program</i>	<i>\$100 million</i>
Alternative Water Supply Grant Program	\$50 million
Springs Restoration	\$50 million
Innovative Solutions to Algae	\$10 million
Water Quality Enhancement & Accountability	\$11 million
Harmful Algal Blooms and Red Tide Management	\$40 million

Framework for Environment-Protecting Resources

Major Issues Funded	Amount
Resilient Florida	\$406 million
Florida Forever	\$100 million
State Park Enhancements	\$45 million
Beach Projects <i>Hurricanes Ian and Nicole Recovery</i>	\$156 million <i>\$106 million (current year)</i>
Cleanup of Contaminated Sites	\$195 million
Citrus Protection and Research	\$29 million

The Governor's recommended budget fully complies with Amendment 1 by including over \$1 billion for land and water programs funded from documentary stamp tax revenues.

Framework for Health and Human Services

Major Issues Funded	Amount
Women and Children	\$138.7 million
<i>Inpatient rate enhancement</i>	<i>\$76.1 million</i>
<i>Pediatric behavioral health rates</i>	<i>\$5.4 million</i>
Child Welfare Initiatives	\$96.4 million
Mental Health & Substance Abuse Services	\$384 million
<i>Forensic bed capacity and study</i>	<i>\$80 million</i>
Opioid Settlement Agreement	\$147.4 million
<i>Office of Opioid Recovery</i>	<i>\$4.3 million</i>



Framework for Health and Human Services

Major Issues Funded	Amount
Florida Cancer Innovation Fund	\$20 million
Support for Seniors	\$130.5 million
Support for Individuals Served through the Agency for Persons with Disabilities Waiver Program	\$79.6 million



Framework for Public Safety

Major Issues Funded	Amount
Recruitment and Retention of Correctional Employees	\$111.5 million
Safer Correctional Facilities	\$2.5 million
Improve Juvenile Justice Infrastructure	\$34.9 million
Improve Correctional Infrastructure	\$37.4 million
Florida's Law Enforcement Crime Databases	\$18.3 million
State Court System Due Process Resources	\$22 million
Florida Scholars Academy	\$12 million
Support Local Law Enforcement	\$22 million



Florida State Guard

Major Issues Funded	Amount
Full-Time Program Administration	\$1.3 million / 10 Positions
Member Onboarding, Training and Protective Equipment	\$19 million
Maritime Equipment and Operations	\$3 million
Aviation Equipment and Operations	\$50 million
Maritime and Aviation Storage Facilities	\$22 million
Total	\$98 million



Florida National Guard

Major Issues Funded	Amount
Florida National Guard Level II Training Facility	\$178 million
Revitalization and Modernization Program (REVAMP)	\$7 million
Readiness Center Maintenance and Repairs	\$6.2 million
Joint Enlistment Enhancement Program (JEEP)	\$3 million
Increase in National Guard Tuition Assistance	\$3 million



Framework for Transportation and Economic Development

Major Issues Funded	Amount
Affordable Housing Programs (SAIL, SHIP, Hometown Heroes)	\$502.7 million
Open Federally Declared Disasters	\$2.1 billion
Florida Job Growth Grant Fund	\$100 million
VISIT Florida	\$100 million
State Small Business Credit Initiative Phase Two	\$170.9 million
Law Enforcement Recruitment Bonus Payment Program	\$30 million
Broadband Equity, Access, and Deployment (BEAD) Program	\$100 million
Community Development Block Grant – Disaster Recovery	\$362.6 million
Elections	\$22.5 million
<i>Office of Election Crimes and Security – 42 FTE</i>	\$4.3 million
Unauthorized Alien Transport Program	\$12 million



Framework for Transportation and Economic Development

Historic \$13.4 billion for the State Transportation Work Program
\$4 billion investment, leveraged for a total of \$7 billion, for the Moving Florida Forward initiative to accelerate 20 priority transportation projects over the next 4 years

Moving Florida Forward Revenue Redirects						
Revenue	FY 22-23	FY 23-24	FY 24-25	FY 25-26	FY 26-27	Total
Doc Stamp – Existing Redirect	\$0.0	\$0.0	\$0.0	\$28.0	\$21.4	\$49.4
Vehicle Title Fees	\$73.4	\$76.3	\$78.3	\$79.6	\$80.5	\$388.1
Rental Car Surcharge	\$14.3	\$14.8	\$15.2	\$15.5	\$15.7	\$75.5
Doc Stamp	\$104.9	\$43.3	\$47.9	\$0.0	\$0.0	\$196.1
SFRF Interest	\$36.9	\$21.9	\$7.0	\$0.8	\$0.0	\$66.6
Total by Year	\$229.5	\$156.3	\$148.4	\$123.9	\$117.6	\$775.7



OFFICE OF POLICY AND BUDGET

Chris Spencer

Director of Policy & Budget
Executive Office of the Governor

Chris.Spencer@laspbs.state.fl.us
850-717-9550



GOVERNOR RON DESANTIS
FISCAL YEAR 2023-2024 BUDGET

FRAMEWORK FOR FREEDOM